

Accessories

Pendant switch with cable


Cable is connected to VP 103 and COB 60 series, and switch is wired.

Pendant switch with cable frees customers from complicated electrical connection work.

Cable type and terminal processing, etc. can be handled flexibly in accordance with your specifications. Cost effective standard specifications are also available.

Please use the “Order/estimate form” and specify the type under the “Information” section when placing an order.

Appearance



(Right: Pushbutton switch for hoist with cable; Left: Mini pendant switch with cable)

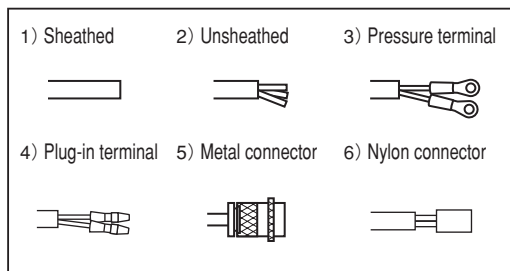
Standard specifications

Electric cable type	No. of cores	Size	Terminal processing	Minimum lot
Soft cord VCTF	3, 4, 6, 8	0.75mm ² , 1.25mm ²	Un-processed	10
Earthquake-proof cable VCT				
Flexi-cord (Semi standard specification)	This is semi-standard specification. Please contact us for further details.			

Standard terminal specifications

Terminal can be changed to a pressure terminal, plug-in terminal, metal connector, nylon connector, or other special terminal. Please contact us for further details.

Terminal processing examples

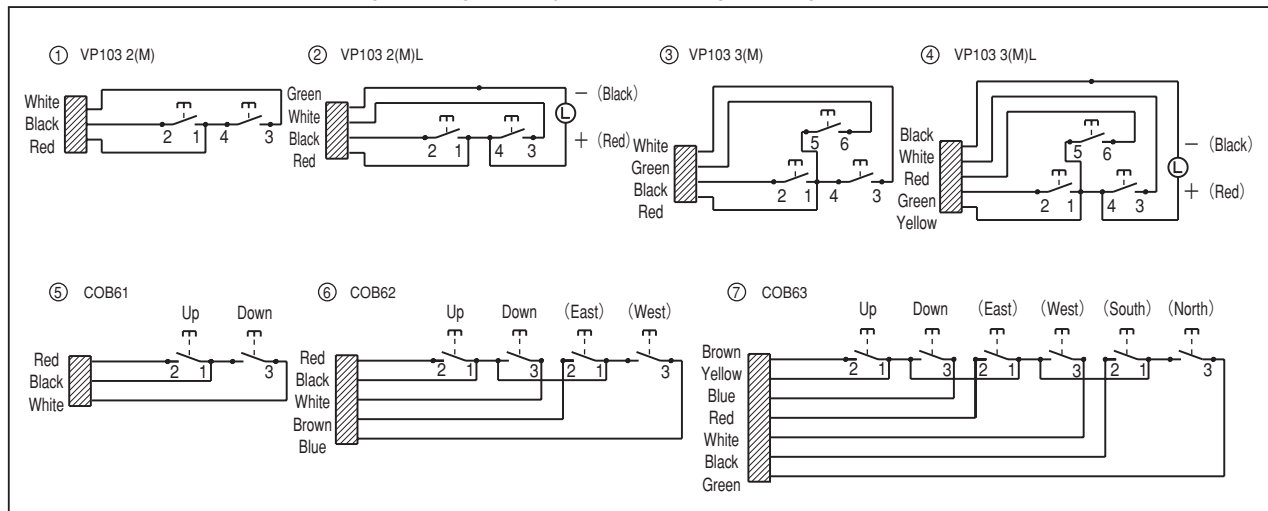


Terminal users include

Products	Manufacturers	
Pressure terminals	Daido Solderless Terminal Manufacturing Co., Ltd.	JST Manufacturing
Plug-in terminals	Co., Ltd.	Tyco Electronics AMP K.K. Yazaki Corporation
Metal connectors	Nanaboshi Electric Mfg. Co., Ltd	
Nylon Connector	Molex Inc.	Yazaki Corporation

Standard terminal specifications

Internal wire connection and wiring coloring are as per the following drawing.



Hoist Push-button Switches

Accessories

This is the maintenance parts list. Please contact us if any are required.

Part		Product type	Applicable series: COB				
			260	—	270	280	213
			—	60	70	80	—
Markings board	Chip type	COB MS		○	○		○
	Sticker	COB80 MS				○	
		COB260 MS	○				
Transparent chips	Chip type	COB chip		○	○		○
		COB 80 button				○	
		COB 260 chip	○				
COB button packing		B (black)				○	
		R (red)				○	
		G (green)				○	
Cable bushing	Unified type	COB1 C7 to C19	○	○	○	○	○
		COB2 CA20			○	○	
		COB2 CA21 to CA28			○		
	Packing / bushing Combined type	COB A1	○	○	○	○	○
		COB A2	○	○	○	○	○
		COB B1	○	○	○	○	○
		COB B2	○	○	○	○	○
		COB C1				○	
		COB C2				○	
		COB D1				○	
COB D2				○			
Bushing holder	Single entry small	COB ST	○	○	○	○	
		COBST213					○
	Single entry large	COB L			○		
		COB LB				○	
	Dual entry	COB TW			○	○	
Cable holder	For COB 60 (metal fittings)		○	○			
	For COB 70 (metal fittings)	Differs depending on product and bushing types.			○		
	For COB 80 (resin)				○		
Suspension clasp		(COB suspension clasp)	○	○	○	○	○
Suspension ring		(COB SR)			○	○	
Steel core	For COB 60 (metal fittings)		○	○			
insulation board	For COB 70 (metal fittings)			○			
	For COB 80 (metal fittings)				○		
Aluminum faceplate	Display plate plain	COB aluminum plate			○	○	
	Display plate plain engraved			○	○		
	For volume	Faceplate for UNV			○		
	For toggle switch plain	Faceplate for UN80F				○	
	For toggle switch plain engraved					○	
	For volume	Faceplate for UN80V				○	
Markings sheet		COB60No601	○				
		COB70No701		○	○		
		COB80No801				○	
		COB80No802				○	
		COB80No803				○	
		COB80No804				○	
Suspension band			○	○	○	○	